

Bond Mispricing and Debt Dynamics, the Role of a European Debt Agency

C.A. Favero

- 1 Introduction
- 2 The Sources of Risk for European Sovereign Debt
 - Multiple Equilibria and the "doom loop"
 - Controlling Roll-over and Sustainability Risk
- 3 Government Bond Prices and Fundamentals.
- 4 The Possibility of Multiple Equilibria
 - A Simple Model
- 5 Eurobonds and a European Debt Agency
 - The Working of an European Debt Agency
 - Pricing of the irredeemable mortgage scheme by EDA
 - Pricing a perpetual annuity
 - EDA and Roll-over Risk
 - EDA and Sustainability Risk

- Yields on government bonds reflect two key components: the average of expected short-term interest rates over the bond's maturity, and the *term premium*.
- The term premium compensates investors for the additional risk of holding long-term bonds rather than rolling over short-term ones.
- In a rational world, risk premia should be anchored to fundamentals—specifically, to the probability that a government defaults on its debt. Market discipline can act as a constraint on fiscal policy

Is mispricing a possibility ?

- *multiple equilibria* even under identical fundamentals can happen
- which policy options are available to mitigate the distortions and risks that arise when government bond markets become detached from fundamentals ?

The Sources of Risk for European Sovereign Debt

There are two main sources of risk for sovereign debt: roll-over risk and sustainability risk.

- Sovereign debt roll-over risk refers to the risk that a government may be unable to refinance its existing debt obligations (roll them over into new debt) as they come due. This risk materializes very rapidly with a collapse in the price of sovereign bonds.
- Sustainability risk refers to the risk that the government debt to GDP ratio gets on an explosive path.

Sovereign debt roll-over risk

- Roll-over risk can serve as a tool to deter excessive debt when bond prices are firmly linked to underlying fundamentals. However, its efficiency as a discipline device is hampered when bond prices diverge from these fundamentals.
- Roll-over risk could be fully neutralized if the central bank were allowed to buy back government debt at maturity. This is not a feasible option for the ECB.

- Sustainability risk materializes when the primary surplus to GDP ratio is permanently lower than the debt-stabilizing primary surplus..
- The debt stabilizing primary surplus is calculated by multiplying two factors: the debt-to-GDP ratio, and the difference between the average cost of financing the government's debt and the rate of GDP growth.
- Sustainability risk builds more slowly than roll-over risk as it takes time for fluctuations in bond prices to be reflected in the average cost of financing the debt.

Multiple Equilibria and the "doom loop"

- When public debts are perceived to be riskier than in "normal times", we observe sudden collapses in bond prices. In this context, a severe misalignment between the credit risk of Member States (MSs) and the yields paid on their respective sovereign debts is observed.
- In crisis time the financial system faces a shortage of safe assets and traders have to "accommodate" themselves with quasi-safe assets "flight to quality" causes a shift of portfolios from peripheral to core sovereign securities in the eurozone
- yield spreads widens not only because the price of riskier euro area government bonds decreases but also because the price of safer bonds rises.
- Moreover, in absence of a European safe asset, banks and insurance companies have been over-exposed to domestic government bonds and the value of their balance sheet has been considerably correlated with the value of government bonds. In this scenario a government debt crises induces a contraction of the supply of bank loans that increases the probability of a recession and of a downward spiral labelled as "doom loop"

Controlling Roll-over and Sustainability Risk

- Controlling Roll-over risk requires debt instruments whose price features low volatility around the fundamental value.
- Sustainability risk can be controlled by the adoption of stabilizing fiscal rules. The challenge here lies in identifying the optimal policy mix, which can implement a deleveraging process without jeopardizing the growth path of European economies that began in 2021.
 - On the one hand, attempting to reduce high public debt through a long series of primary surpluses could be self-defeating when GDP growth rates (g) exceed the average cost of financing the debt (r).
 - On the other hand, the difference between r and g may become non-negative, making fiscal policy incapable of implementing “tearless” deleveraging, especially in contexts characterized by high inflation and high debt.
- In order to manage such a delicate situation, several proposals have been put forward to introduce schemes of collaboration and coordination between Member States and European institutions and a debate has emerged on the reform of the current framework for fiscal rules

Government Bond Prices and Fundamentals.

- The time-series of government bond yields in euro area since inception shows that fluctuations are important, and calm periods of convergence alternate with crises periods of wild divergence.
- The empirical literature on the misalignment between government bond prices and fundamentals in the euro area is abundant.
- The possibility of misalignments between bond prices and fundamental has been explicitly recognized institutionally.
- The official press release of 21 July 2022 (ECB (2022a)) announcing the establishment of the Transmission Protection Instrument (TPI) enunciates the principle of an ECB market intervention conditional on the macroeconomic compliance of the Member States to the existing rules and the presence of fluctuations in yields not justified by fundamentals.
- The TPI is explicitly intended to counter the formation of bad equilibria characterized by misalignments between expectations and MSs' fundamentals.

Government Bond Prices and Fundamentals.

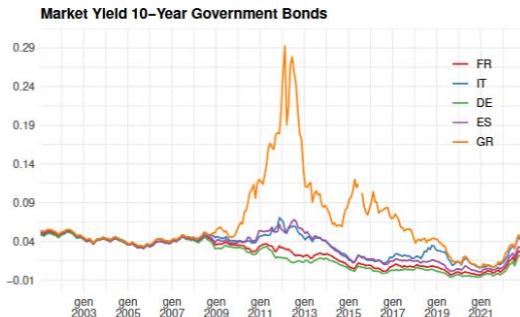


Figure: Yields on 10-Year Government Bonds

The Possibility of Multiple Equilibria

- Fluctuations in government yields way from fundamentals can be generated by the existence of multiple equilibria.
- The same fundamentals might generate different equilibria. When government debt is considered safe a "good equilibrium" emerges and the government can thus borrow at the safe rate, and, under these conditions, its debt is considered sustainable.
- If, however, investors start to worry about default risk – or worry that other investors worry – and start asking for a risk premium to hold the debt, the higher interest rates and the worsening of the debt dynamics may well increase the probability of default, potentially triggering the very outcome they feared.
- The possibility of multiple equilibria has been used as an argument to implement austerity and keep the level of the debt low.
- The relevant question is how low should be the debt ratio to avoid sunspots ? Blanchard (2023) provides a simple model that illustrates the possibility of multiple equilibria and the necessity to keep the debt level very low to avoid them.

A Simple Model

- Assume that the government defaults if debt to GDP next period, b_{t+1} exceeds some threshold level, b^* . When the government default investors do not lose the entire amount but there is an haircut x , with $0 < x < 1$, and they recover $1 - x$ of the value of their investment.
- Let p be the probability of default, and let R denote the interest rate paid by the government on its debt. The expected value of investing one unit of wealth in government debt t is given by:

$$(1 - p)(1 + R) + p(1 + R)(1 - x)$$

- If investors are risk neutral, the safe rate is equal to r , no arbitrage allows to pin down the interest rate on government bonds by equating the expected value of one unit of wealth invested in the safe asset to the expected value of one unit of wealth invested in the risky government debt :

$$(1 + r) = (1 - p)(1 + R) + p(1 + R)(1 - x)$$

Solving for R gives:

$$(1 + R) = \frac{1 + r}{1 - px}$$

- Consider, for simplicity a situation in which there is no growth, so $g = 0$ and no uncertainty about the next period surplus, so $s_{t+1} = s$, the dynamics of the debt to GDP ratio is then :

$$b_{t+1} = \frac{1+r}{1-\rho x} b_t - s \quad (1)$$

- The equilibrium values for the debt to GDP ratio a time $t + 1$ and the probability of default is determined by two equations.
 - The first one is equation (1) above, giving b_{t+1} as a function of p ;
 - the second one is the equation giving p as a function of b_{t+1} and b^* :

$$p = 0 \text{ if } b_{t+1} \leq b^*, \quad p = 1 \text{ if } b_{t+1} > b^* \quad (2)$$

b_{t+1} in (1) is an increasing convex function of p . The value of b_{t+1} when $p=0$ is $(1+r)b - s$. The value of b_{t+1} when $p = 1$ is $((1+r)/(1-x))b - s$. p is a step function of b_{t+1} , equal to zero for $b_{t+1} \leq b^*$, equal to 1 if $b_{t+1} > b^*$.

- Depending on the value of debt today, b , there are either one or three equilibria.

Unique Equilibrium $p = 0$

- If $b_{t+1} \leq b^*$ even if investors expect default for sure and set $p = 1$, as in the lower dashed line, then the only equilibrium is $p = 0$.
- To derive the condition on the level of the debt to GDP in which the only equilibrium is $p = 0$, use Equation (1) setting $p = 1$

$$\frac{1+r}{1-x} b - s \leq b^*$$
$$b \leq (b^* + s) \frac{1-x}{1+r}$$

Unique Equilibrium $p = 0$: a Graphical Representation

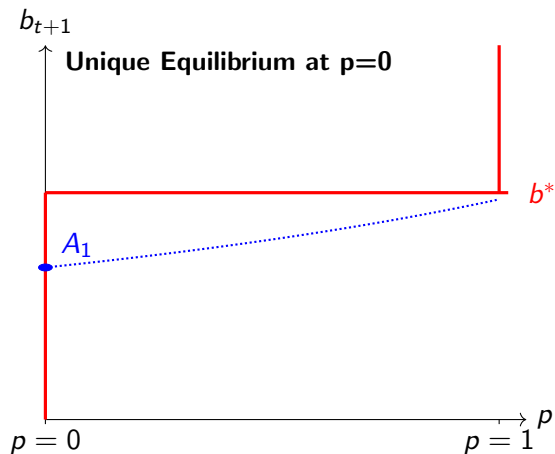


Figure: $\frac{1+r}{1-x} b - s$ is marginally below b^* .

Unique Equilibrium $p = 1$

- Conversely If $b_{t+1} > b^*$ even if investors set $p = 0$, as in the upper dashed line, then the only equilibrium is $p = 1$.
- To derive the condition on the level of the debt to GDP in which the only equilibrium is $p = 1$, use Equation (1) setting $p = 0$

$$(1+r)b - s > b^*$$
$$b > (b^* + s) \frac{1}{1+r}$$

Unique Equilibrium $p = 1$: a Graphical Representation

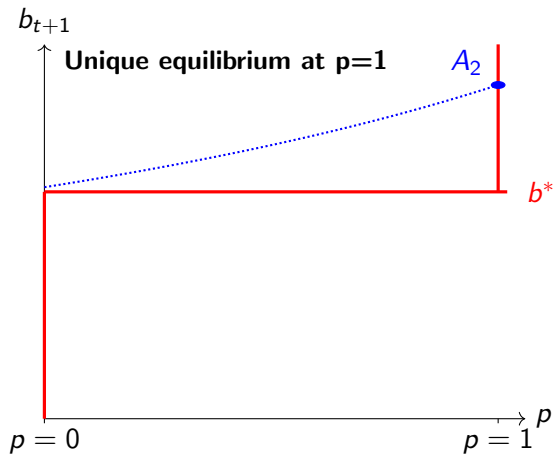


Figure: $(1 + r) b - s$ is marginally above b^* .

Multiple Equilibria

- Finally, in the case in which $(b^* + s)\frac{1-x}{1+r} < b \leq (b^* + s)\frac{1}{1+r}$ there are three equilibria, A_1 , A_2 and A_3 in Figure .
- However, A_3 can be excluded on the ground of stability (If investors assume a value of p close to the value of p_{A_3} , compute the new probability this implies, they will move away from A_3 towards either A_1 , or A_2).
This leaves two equilibria: A_1 , A_2 .

Multiple Equilibria: a Graphical Representation

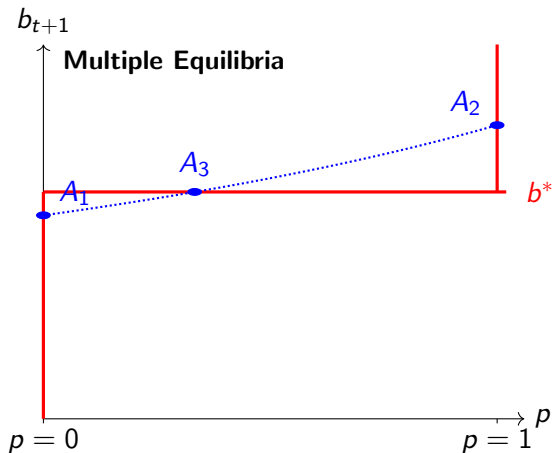


Figure: CASE 3: $(b^* + s)\frac{1-x}{1+r} < b \leq (b^* + s)\frac{1}{1+r}$.

The Difficulty of Ruling Out Bad Equilibria

- Consider the case in which $b^* = 1$, and $r = s = 3\%$, and the haircut, x , is 30%, then range of values of debt for which there are multiple equilibria goes from 0.7 to 1.
- This one-period example is however too optimistic. Suppose we move to a multi-period model. In this case b^* must satisfy the condition that interest payments can be met with the surplus. That is

$$b^* = b^* \frac{1+r}{1-x} - s$$

Or solving out:

$$b^* = (1-x)s/(r+x)$$

Note that for any $b_t \leq b^*$, the government can choose an expected surplus set to guarantee $b_{t+1} \leq b_t$, even if the debt price is at its minimum level. The debt is therefore bounded with probability one.

- Using the above values gives $b^* = 0.7 * 3\% / (33\%) = 0.07$, a very low value, delivering a very large range of multiple equilibria, from 0.07 to 1.00.

This result has an important practical implication: there is very little hope to decrease debt ratios to the low levels necessary to rule out bad equilibria any time soon. Thus, austerity per se is not practical and alternative institutional solutions are necessary.

Eurobonds and a European Debt Agency

- A potential solution to prevent debt crises in the euro area is the establishment of a European Debt Agency. This agency could issue eurobonds to finance public interventions by Member States in key areas aimed at reigniting sustainable growth. These areas include bridging the innovation gap with the US and China—particularly in advanced technologies—pursuing decarbonization and enhancing competitiveness, as well as improving security and reducing dependencies, Draghi (2024).
- Two crucial issues are relevant for designing a common European safe asset, with or without establishing a Debt Agency.
 - The first one is the avoidance of debt mutualization, i.e. the pooling of national government debt within the euro area, which allows for joint liability among member countries. Debt mutualization helps reduce the borrowing costs for countries with higher debt levels, as the risk is shared across the entire euro area, but it also makes irresponsible behaviour profitable.
 - The second issue is the avoidance of the “juniority effect”, which occurs whenever debt is tranching in “senior” and “junior”. The junior part is exposed to risk of mis-pricing and speculative attacks and the safety of the senior tranche could be jeopardized in the event of a systemic crisis.

The Working of an European Debt Agency

Amato et al. (2024) propose an operational model for the EDA that exhibits the following key characteristics:

- i) The Agency collects liquid funds on the market by issuing bonds with finite maturity.
- ii) The Agency provides credit to MSs in the form of perpetual loans, entailing for the Agency a commitment to renew the loans perpetually (“perpetuity option clause”) unless a MS partially refunds them through primary budget surpluses.
- iii) The perpetual loans are priced using a risk-adjusted unit cost differentiated according to the MS’s creditworthiness. The perpetuity is computed following a perpetual-amortization scheme. The EDA amortizes its loans by recording a liability on its balance sheet corresponding to the expected credit loss that has been priced in the perpetuity.
- iv) The deferred perpetuities charged to MSs are collected annually by the EDA and accumulated under an “accrued interest reserve” item, intended to cover the Agency’s future liabilities (EDA bond principal, bond accrued interests and expected losses). The reserve takes the form of a “Central Bank interest-bearing liability”; the interest rates used in revaluing the reserves are in line with the capitalized interests payable on the EDA bonds. Also, the agency is initially endowed with a seed capital injection.
- v) The dynamics of assets and liabilities pin down solvency capital. This capital could be measured in terms of the number of forbearance years of a “stressed” annuity payment that it allows to each MS. The annuity payment is stressed in the sense that it is computed for credit grade “next to default”.

The scheme of the EDA balance sheet is summarized in Table 1.

Assets	Liabilities
Perpetual Loans to Member States (L^{EDA})	EDA Bonds (B^{EDA})
Reserves (R^{EDA})	Expected Loss Provisions (EL^{EDA})
	Solvency Capital (SC^{EDA})

Table: EDA - stylized balance sheet

Pricing of the irredeemable mortgage scheme by EDA

- To price the irredeemable mortgage scheme EDA computes the present value of an infinite stream of payments using the yield r_t^B as a discount rate, reflecting its annual cost of debt.
- Future payments are not deterministic but they occur only if MSs are not in “default” .
- The probability with which a given MS enters the state of default in each future period is computed by i) assigning each MS to a specific *credit risk class* j based on its creditworthiness, from the safest (conventionally labelled AAA) to the default class (labelled D) ii) assuming that a country defaults only when it reaches state D, and modelling the transition from one state to the other via a transition matrix that depends on the state of the economic cycle iii) taking into account that, as the business cycle is stationary the predicted point-in-time transition matrix at each period in the future converges rapidly to a constant through-the-cycle transition matrix.
- Given the discount factor and the credit risk migration model the present value of a unitary perpetual annuity for a country i initially in credit risk class j can be then computed as $\tilde{a}_{ij,t}$ and the interest on the perpetual annuity is then set to $\frac{1}{\tilde{a}_{ij,t}}$.

Annual Instalment Costs

- Given the unitary perpetual annuity value, the annual instalment cost for each country, labelled as “idiomatic cost”, is computed in order to preserve the intertemporal financial equilibrium of the EDA.
- To this end each country should pay an annual instalment, $c_{ij,t}$ that ensures the match between the present value of the perpetuity's payment and the difference between the value of bonds issued by EDA to finance the country, $B_{i,t}^{EDA}$, and reserves accumulated by the country with EDA, $R_{i,t}^{EDA}$:

$$c_{ij,t} = \frac{B_{i,t}^{EDA} - R_{i,t}^{EDA}}{\tilde{a}_{ij,t}}. \quad (3)$$

- It is immediate to verify that the above formula guarantees that, for each country, the present value of total assets with EDA $\tilde{a}_{j,t}c_{ij,t}$ is equal to the total of current net liabilities with EDA $(B_{i,t}^{EDA} - R_{i,t}^{EDA})$.

“Idiomatic cost” has several important features.

- Each Member State pays for the risk inherent to the specific credit risk class j to which it is assigned, without involving any form of solidarity or mutuality among Member States of different credit risk classes. The instalment corresponds to the risk-adjusted interest that a Member State of credit risk class j has to pay annually to finance its debt based on its creditworthiness.
- The annual instalment cost is repriced in each period so that EDA's assets are shielded from interest rate risk and upgrades and downgrades in the merit credit of Member States are timely fully priced.
- Each Member State debt is priced independently. Pricing the debt of each country independently generates a total payment to EDA higher than the case in which the Debt Agency prices at time t its loans portfolio using an average annuity cost computed as the weighted average of the annuities of the credit risk classes, with weights determined by the relative loan exposure for each class.
- Under idiomatic pricing EDA will accumulate reserves that can be precisely attributed to each country. The sum of reserves and loans will exceed the value of bonds and will form the expected losses component of the balance sheet. The worse the credit risk class, the faster the accumulation of reserves and expected losses.

Pricing a perpetual annuity

- Consider the simple case in which there is no recovery given default and countries are assigned by credit rating agencies to a credit rating class.
- The first bloc of the pricing scheme is a transition matrix, TA , of which the generic element a_{ji} represents the annual probability that an obligor of the credit risk class j will pass to a credit risk class i in the following year.
- The matrix has dimension $n \times n$ and the elements of row j , a_{j1}, \dots, a_{jn} must sum to unity, since every obligor with rating j will certainly be assigned to some credit risk class $z \in \{1, \dots, j, \dots, n\}$ in the year, including the case of being reassigned to the same class j . As a convention, the rows and the columns of the matrix are ordered according to safety class, from the safest (conventionally labeled AAA) to the default (label D: default state).

The Transition Matrix

The transition matrix T was estimated using publicly available data of rating grades assigned to sovereign debts by Credit Rating Agencies in the period 1993-2015.

	AAA	AA	A	BBB	BB	B	CCC	D
AAA	0.96	0.04	0	0	0	0	0	0
AA	0.02	0.91	0.06	0.01	0	0	0	0
A	0	0.03	0.9	0.07	0	0	0	0
BBB	0	0	0.05	0.87	0.06	0.01	0	0
BB	0	0	0	0.05	0.85	0.08	0.01	0.01
B	0	0	0	0	0.07	0.89	0.03	0.01
CCC	0	0	0	0	0	0.38	0.42	0.19
D	0	0	0	0	0	0	0	1

Table: Estimated TTC transition matrix

Cumulative Default Probability

- The **expected cumulative default probability** in the interval $[t, t + \tau]$ is the linear operator given by:

$$\begin{aligned}\mathbf{cdp}(t, t + 1) &= T\mathbf{v} \\ \mathbf{cdp}(t, t + 2) &= T^2\mathbf{v} \\ \mathbf{cdp}(t, t + \tau) &= T^{t+\tau}\mathbf{v}\end{aligned}\tag{4}$$

where $\mathbf{cdp}(t, t + T)$, with $T \in [t, \tau]$, is an n -components stochastic process, the j -th element of which, $cdp_j(t, t + T)$, represents the cumulative default probability that an obligor of rating grade class $j = 1, \dots, n$ will have defaulted by time $t + T$, with $\mathbf{cdp}(t, t) = \mathbf{0}$ and \mathbf{v} a null vector apart its last element equal to 1.

- Given the process $\mathbf{cdp}((t, t + \tau))$ in equations (4), the survival probability in the interval $\tau \in [t, t + \tau]$ of an obligor not in default is:

$$\mathbf{sp}(t, t + \tau) = [\mathbf{1} - \mathbf{cdp}(t, t + \tau)] \quad \text{for } \tau > 1\tag{5}$$

where $\mathbf{1}$ is the unit vector.

- The expected present value of a vector of unitary annuity maturing at time $t + \tau$ can be written as:

$$\mathbf{a}(t, t + \tau) = \sum_{j=1, \dots, \tau} \frac{1}{(1 + r^B)^j} \mathbf{sp}(t, t + j) \quad (6)$$

where r^B represents a common appropriate financial discount rate

- Note that the components of vector $\mathbf{a}(t, t + \tau)$ are ordered decreasingly, with the highest rating grades corresponding to higher annuity values since the present value of a unitary annuity is proportional to the survival probability of the corresponding credit risk class and a null value for the vector's last component. Using the eq. (5) and eq. (4), we can rewrite eq. (6) as follows:

$$\mathbf{a}(t, t + \tau) = \sum_{j=1, \dots, \tau} \frac{1}{(1 + r^B)^j} (\mathbf{1} - T^j \mathbf{v}) \quad (7)$$

EDA and Roll-over Risk

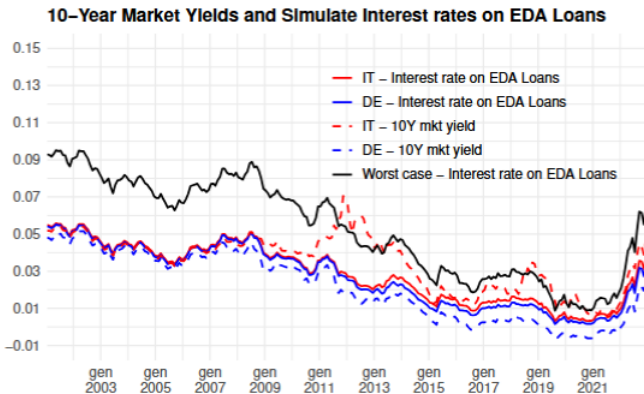


Figure: Yields on 10-year government bonds and simulated interest rate on perpetual EDA loans

EDA and Sustainability Risk

- The interaction between fiscal rules to ensure debt sustainability and a European Debt Agency to ensure efficient debt management without mutualization could play a key role in giving flexibility to fiscal policy while preserving debt sustainability.
- Giavazzi et al. (2021) take a step in this direction pairing their proposal for a European Debt Agency with a new fiscal framework. Their plan maintains the 60 percent debt reference value as a long-term objective, but it introduces a medium-term target driving the expenditure rule and different speeds of adjustment for different type of debts: slow speed of adjustment and fast speed of adjustment. Slow speed debt is the results of the deficits accumulated in response to crises and to finance spending for the future. Crisis over the sample 2001-2021 are identified as years in which the escape clause is active (the Covid period and recessions in 2008-2009 and 2011-13). As part of the golden rule scheme, any spending with positive impact on medium-term growth and benefiting future generations is also included in the slow-speed debt. The fast-speed part is the residual stock of debt.
- Amato et al. (2024) assess the potential role of EDA in the implementation of flexible fiscal rules by simulating over the period 2023-2040 two scenarios for debt stabilization: a benchmark without EDA and an alternate scenario in which EDA is introduced.

The Impact of EDA

- Fiscal rules are first simulated without EDA to assess the pattern of debt stabilization and of primary surpluses necessary to achieve it.
- Then an alternative scenario is built in which EDA acquires progressively the slow debt and it takes 5 years to complete this operation. In the simulations EDA begins operating in 2022, by issuing bonds to make loans to MS's to acquire progressively their entire current and past slow debt. An initial capital, equal to a share of the ESM capital determined by the ratio of the total "slow" debt to total debt of MS's when EDA becomes operational is conferred to EDA via the ESM and it can be attributed within EDA to member countries according to the ESM weights (<https://www.esm.europa.eu/esm-governance>).
- From the inception of EDA the fiscal rule is modified to take in account that the government debt is made of a mixture of Bonds and Loans with EDA and loans with EDA are treated as slow-debt.
- Stabilization is achieved by the adopted fiscal rules both in the baseline and the alternative scenario. However, stabilisation costs are very similar in the two scenarios for low-debt countries. Still, they are much smaller when EDA is present for high-debt countries as the primary surpluses needed to stabilize the debt-to-GDP ratio are smaller and less volatile.
- Stochastic simulations also show that the upper bounds of the 95 per cent confidence intervals for primary surpluses implied by the fiscal rules in the worst-case scenario are much smaller when the debt agency is operational.
- Importantly, Pareto efficiency is achieved within EDA in the sense that no MSs are worse off and some are better off.

Bibliography I

- Amato, Massimo, Everardo Belloni, Carlo A Favero, Lucio Gobbi, and Ludovica Priviero (2024) “European sovereign debt risk management: The role of a European Debt Agency,” *Journal of Government and Economics*, 15, 100118.
- Blanchard, Olivier (2023) *Fiscal policy under low interest rates*: MIT Press.
- Draghi, Mario (2024) “The Future of European Competitiveness Part A: A competitiveness strategy for Europe.”
- ECB (2022a) The Transmission Protection Instrument, Press release.
- Giavazzi, Francesco, Veronica Guerrieri, Guido Lorenzoni, and Charles-Henri Weymuller (2021) “Revising the European fiscal framework,” *VOX, CEPR Policy Portal*.